

GOMELSKY

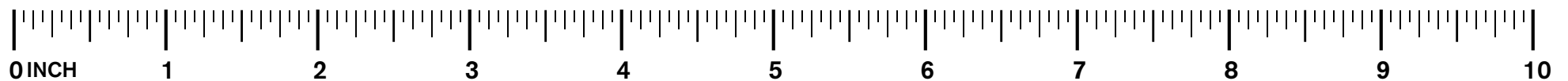
SIZING GUIDE

We created this printable sizing guide to help you judge the scale of our watches on your wrist.

Print this template on an 8.5" x 11" piece of paper at 100% and cut out your preferred size.





RULER TO SCALE FOR REFERENCE



AGNES VARIS

20MM

32MM



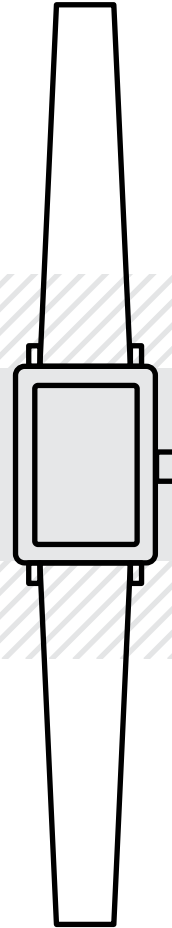
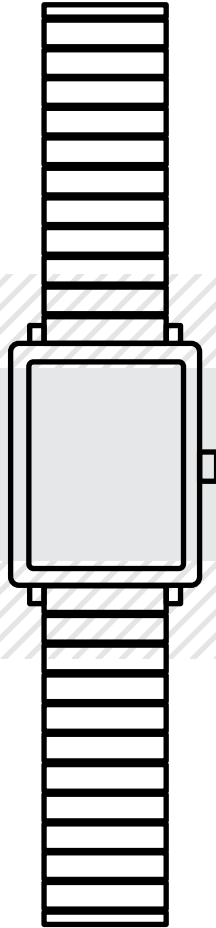
2IN

1IN

SHIRLEY FROMER

25MM
x
32MM

18.5MM
x
26MM

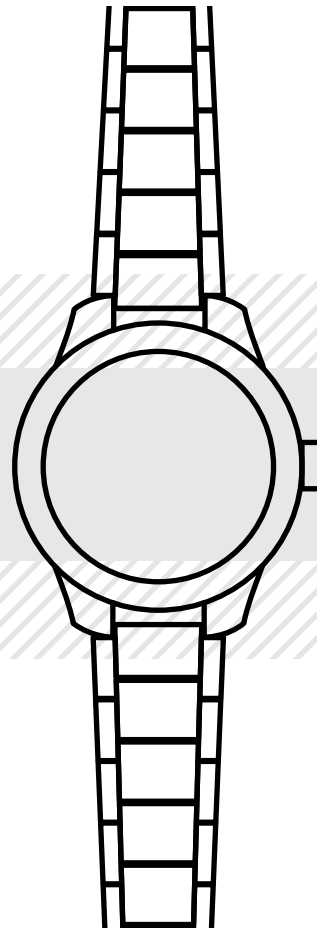


2IN

1IN

GRACE LIGHTFOOT

38MM



2IN

1IN